


# Electronics

Principles & Applications **8e**




CHARLES A. SCHULER

**This  
International  
Student Edition  
is for use  
outside of  
the U.S.**

McGRAW-HILL INTERNATIONAL EDITION



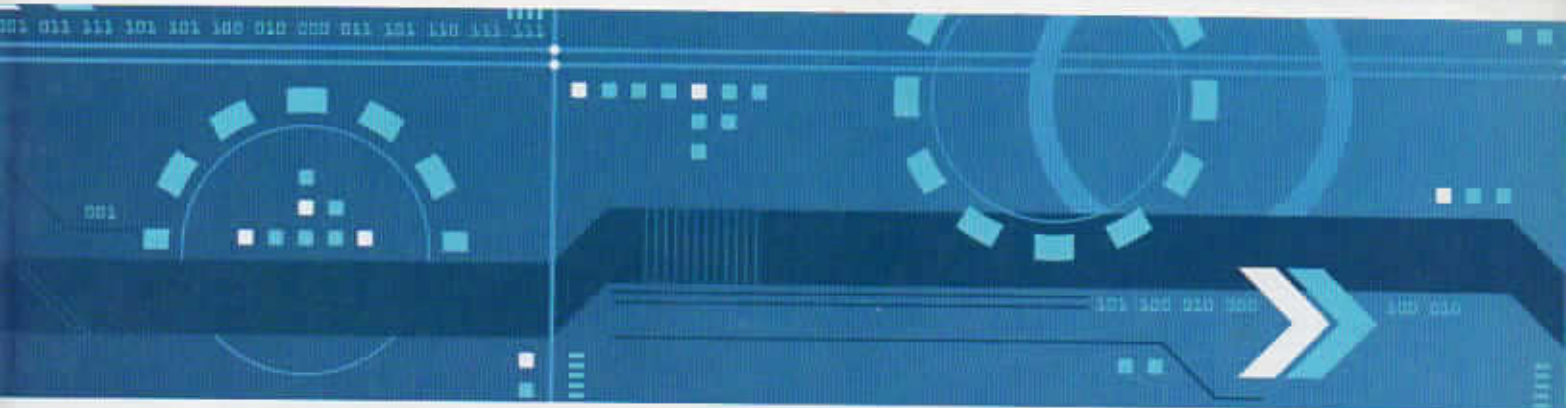
Key  
621.381  
Sch 81  
2013  
C-2



**Eighth Edition**

# Electronics

## Principles & Applications



**Charles A. Schuler**



# Contents

Editor's Foreword . . . . .	v
Preface . . . . .	vi
Walkthrough . . . . .	viii
Acknowledgments . . . . .	xii
Safety . . . . .	xiii

## **Chapter 1 Introduction 1**

1-1 A Brief History . . . . .	1
1-2 Digital or Analog . . . . .	4
1-3 Analog Functions . . . . .	7
1-4 Circuits with Both DC and AC . . . . .	9
1-5 Trends in Electronics . . . . .	14

## **Chapter 2 Semiconductors 20**

2-1 Conductors and Insulators . . . . .	20
2-2 Semiconductors . . . . .	23
2-3 N-Type Semiconductors . . . . .	26
2-4 P-Type Semiconductors . . . . .	27
2-5 Majority and Minority Carriers . . . . .	28
2-6 Other Materials . . . . .	30
2-7 Band Gaps . . . . .	30

## **Chapter 3 Diodes 35**

3-1 The PN Junction . . . . .	35
3-2 Characteristic Curves of Diodes . . . . .	39
3-3 Diode Lead Identification . . . . .	42
3-4 Diode Types and Applications . . . . .	46
3-5 Photovoltaic Energy Sources . . . . .	57

## **Chapter 4 Power Supplies 66**

4-1 The Power-Supply System . . . . .	66
4-2 Rectification . . . . .	67
4-3 Full-Wave Rectification . . . . .	69
4-4 Conversion of RMS Values to Average Values . . . . .	72
4-5 Filters . . . . .	77
4-6 Voltage Multipliers . . . . .	82
4-7 Ripple and Regulation . . . . .	87
4-8 Zener Regulators . . . . .	89
4-9 Troubleshooting . . . . .	92
4-10 Replacement Parts . . . . .	95

## **Chapter 5 Transistors 105**

5-1 Amplification . . . . .	105
5-2 Transistors . . . . .	107
5-3 Characteristic Curves . . . . .	113
5-4 Transistor Data . . . . .	118
5-5 Transistor Testing . . . . .	120
5-6 Other Transistor Types . . . . .	126
5-7 Transistors as Switches . . . . .	133

## **Chapter 6 Introduction to Small-Signal Amplifiers 143**

6-1 Measuring Gain . . . . .	143
6-2 Common-Emitter Amplifier . . . . .	150
6-3 Stabilizing the Amplifier . . . . .	158
6-4 Other Configurations . . . . .	163
6-5 Simulation and Models . . . . .	169

## **Chapter 7 More about Small-Signal Amplifiers 177**

7-1 Amplifier Coupling . . . . .	177
7-2 Voltage Gain in Coupled Stages . . . . .	183
7-3 Field-Effect Transistor (FET) Amplifiers . . . . .	191
7-4 Negative Feedback . . . . .	198
7-5 Frequency Response . . . . .	205
7-6 Positive Feedback . . . . .	210

## **Chapter 8 Large-Signal Amplifiers 218**

8-1 Amplifier Class . . . . .	218
8-2 Class A Power Amplifiers . . . . .	222
8-3 Class B Power Amplifiers . . . . .	226
8-4 Class AB Power Amplifiers . . . . .	231
8-5 Class C Power Amplifiers . . . . .	236
8-6 Switch-Mode Amplifiers . . . . .	241

## **Chapter 9 Operational Amplifiers 250**

9-1 The Differential Amplifier . . . . .	250
9-2 Differential Amplifier Analysis . . . . .	254
9-3 Operational Amplifiers . . . . .	259
9-4 Setting Op-Amp Gain . . . . .	263
9-5 Frequency Effects in Op Amps . . . . .	269
9-6 Op-Amp Applications . . . . .	273
9-7 Comparators . . . . .	290

<b>Chapter 10 Troubleshooting</b>	<b>298</b>	<b>Chapter 14 Electronic Control Devices and Circuits</b>	<b>443</b>
10-1 Preliminary Checks	298	14-1 Introduction	443
10-2 No Output	306	14-2 The Silicon-Controlled Rectifier	445
10-3 Reduced Output	311	14-3 Full-Wave Devices	451
10-4 Distortion and Noise	316	14-4 Feedback in Control Circuitry	457
10-5 Intermittents	320	14-5 Managing Energy	464
10-6 Operational Amplifiers	322	14-6 Troubleshooting Electronic Control Circuits	468
10-7 Automated Testing	325		
<b>Chapter 11 Oscillators</b>	<b>334</b>	<b>Chapter 15 Regulated Power Supplies</b>	<b>475</b>
11-1 Oscillator Characteristics	334	15-1 Open-Loop Voltage Regulation	475
11-2 RC Circuits	337	15-2 Closed-Loop Voltage Regulation	481
11-3 LC Circuits	344	15-3 Current and Voltage Limiting	487
11-4 Crystal Circuits	347	15-4 Switch-Mode Regulators	495
11-5 Relaxation Oscillators	350	15-5 Troubleshooting Regulated Power Supplies	502
11-6 Undesired Oscillations	355		
11-7 Oscillator Troubleshooting	358	<b>Chapter 16 Digital Signal Processing</b>	<b>515</b>
11-8 Direct Digital Synthesis	359	16-1 Overview of DSP Systems	515
11-9 DDS Troubleshooting	361	16-2 Moving-Average Filters	520
		16-3 Fourier Theory	524
<b>Chapter 12 Communications</b>	<b>369</b>	16-4 Digital Filter Design	528
12-1 Modulation and Demodulation	369	16-5 Other DSP Applications	539
12-2 Simple Receivers	376	16-6 Limitations of DSP	548
12-3 Superheterodyne Receivers	378	16-7 DSP Troubleshooting	550
12-4 Frequency Modulation and Single Sideband	381		
12-5 Wireless Data	388	Appendix A Solder and the Soldering Process	563
12-6 Troubleshooting	394	Appendix B Thermionic Devices	569
		Appendix C Renewable Energy Sources and Technologies	571
<b>Chapter 13 Integrated Circuits</b>	<b>404</b>		
13-1 Introduction	404	Glossary of Terms and Symbols	573
13-2 Fabrication	407	Photo Credits	585
13-3 The 555 Timer	414	Index	587
13-4 Analog ICs	419		
13-5 Mixed-Signal ICs	421		
13-6 Troubleshooting	434		

# Index

## A

A/D (analog-to-digital) converters, 5  
a voltage (electromotive force), 21  
ac (alternating current)  
  circuits, 9–14  
  three-phase, 75–76  
ac analysis, 161, 255  
ac component, 77  
ac-coupled amplifier, 266  
ac-coupled trigger input, 415  
ac coupling, 307  
ac feedback, 199  
ac-only equipment, 468  
ac resistance, estimation of, 162  
ac ripple, excess, 316  
Acceptor impurity, 27  
Active filters, 274  
Active material, 23  
Active rectifiers, 281–283  
Active tags (RFID), 391  
Adaptive software, 546  
Adaptive systems, 461, 522  
Adders, 7  
Adjustable output, 484  
AFC (automatic frequency control), 384  
AGC (automatic gain control), 380  
AGC circuit, 315  
Agilent 54642D mixed-signal oscilloscope, 437  
Aliasing, 432  
Alignment, improper, 395  
Alternating current; *see* ac  
Aluminum, 22  
AM; *see* Amplitude modulation  
American National Standards Institute (ANSI), 96  
Amplification, 7, 105–107  
Amplified zener regulator, 479  
Amplifiers; *see also* Small-signal amplifiers  
  defined, 7  
  error, 458, 482  
  and oscillators, 318  
Amplitude modulation (AM), 370–371, 378  
Analog circuits  
  digital circuits vs., 4–7  
  functions of, 7–9  
Analog integrated circuits, 419–421  
Analog switch, 137–138  
Analog-to-digital conversion, 425–428  
Analog-to-digital converters, 285, 516  
Anode, 42, 68, 569  
Anode lead, 45  
ANSI (American National Standards Institute), 96  
Antialiasing, 517  
App software, 398  
Armature RPM, 571

Arsenic, 26  
Astable (free-running) mode, 416  
Astable multivibrator, 352  
Atomic clocks, 342  
Atomic silicon, 23  
Atoms, 20  
Attenuation, 56  
Attenuators, 7  
Audio equipment, 152  
  listening tests for, 225  
  power and volume for, 231  
Audio signals, 7  
Audion, 1  
Auto-imaging filters, 518  
Auto industry, 41  
Automated testing, 325–329  
Automatic frequency control (AFC), 384  
Automatic gain control (AGC), 380  
Automatic volume control (AVC), 380  
Avalanche voltage, 41  
Average values, 72–76

## B

$\beta$  (Greek beta), 110–111, 158–159  
Balanced modulator, 385  
Band gaps, 30–31  
Band-pass filters, 279  
Band-stop filters, 279  
Bandwidth, 201, 202, 206, 372  
  and negative feedback, 268  
  power, 262, 269  
Barrier diodes, 46  
Barrier interface, 46  
Barrier potential, 36, 58  
Base, transistor, 107  
Base bias resistor, 150  
Base current, 110, 113  
Base-emitter junction, 108  
Beat-frequency oscillator (BFO), 386  
Bell Laboratories, 3  
BFO (beat-frequency oscillator), 386  
Bias error, 318  
BICMOS (bipolar and complementary metal oxide semiconductor), 261  
Bidirectional devices, 451  
BIFET (bipolar and field effect) devices, 261  
Bilinear transform, 536  
Binary numbers, 427  
Bipolar and complementary metal oxide semiconductor (BICMOS), 261  
Bipolar junction transistors (BJTs), 107, 261, 373  
  emitter current, 166  
  junction field-effect transistors vs., 127  
Bipolar power supply, 480  
Bipolar power transistors, 129  
Bipolar supply, 66, 250

Biquads, designing with, 536  
Bistable circuit, 352  
Bit stream, 362  
Bits, 426–427  
BJTs; *see* Bipolar junction transistors  
Blackman equation, 533  
Blackman window, 532, 537  
Bleeder resistors, 88  
Block diagrams, 7, 67, 312  
Blocking capacitor, 12  
Blown fuses, 300–301, 491  
Bluetooth, 390–391  
Bode plots, 267–269  
Boeing Satellite Systems, 555  
Boost converter, 465  
Bootstrap circuit, 200  
Boron atom, 27  
Boundary scan, 325  
Boxcar filters, 520  
Break frequency, 206, 267  
Breakdown voltage, 40  
Bridge doppler circuits, 502  
Bridge rectifiers, 71  
Bridge tied load (BTL), 234  
Brownouts, 475  
BTL (bridge tied load), 234  
Buffer amplifiers, 165, 345  
Buffers, 264  
Butterworth filters, 279  
Bypass capacitor, 12, 182, 356  
Bypassing, 12

## C

Calculators, 148  
Capacitive coupling, 177  
Capacitive filter, 77  
Capacitor(s); *see also specific types*  
  blocking of DC component by, 10  
  hold, 426  
  selection of, 162  
Carbon, 22  
Carrier signal (carrier frequency), 371  
Cascade, 185, 536  
Cascade RC filters, 275–277  
Cascode amplifiers, 208  
Case style, 119  
Cathode, 42–43, 68, 569  
Cathode lead, 43  
Cathode-ray tube, 569–570  
Cellular telephone system, 3  
CEMF; *see* Counterelectromotive force  
CFL lighting, 467  
Characteristic curve, 45, 113–117  
Characteristic impedance, 164  
Chebyshev filters, 277, 278, 518, 519  
Choke-input filters, 81  
Chokes, 13, 81

- Circuits: *see specific types of circuits*
- Clamps  
 defined, 48  
 frequency, 507  
 negative, 49
- Clapp oscillators, 345
- Class A commutation, 448
- Class A power amplifiers, 220–226
- Class AB power amplifiers, 221, 231–236
- Class B commutation, 448
- Class B power amplifiers, 220, 221, 226–231
- Class C commutation, 448
- Class C power amplifiers, 221, 236–240
- Class D amplifiers, 241
- Class D commutation, 448
- Class E commutation, 448
- Class F commutation, 448
- Click test, 307
- Clipped output signals, 267
- Clippers, 7, 47
- Clipping, 154, 155
- Clock signals, 342
- Closed-loop gain, 198, 263
- Closed-loop voltage regulation, 480–486
- CMOS (complementary metal oxide semiconductor), 2
- CMOS (complementary metal oxide semiconductors), 261
- CMRR (common-mode rejection ratio), 253–254
- Coefficients, 517, 520, 521, 530
- Collector-based junction, 108, 109
- Collector breakdown, 116
- Collector current, 110, 113
- Collector dissipation, 115
- Collector family of curves, 113
- Collector feedback, 199
- Collector load resistor, 150
- Collectors, 107
- Colpitts oscillators, 345
- Combination bias, negative, 195
- Common-based amplifiers, 166, 208, 209, 250
- Common-collector amplifiers, 164
- Common-emitter amplifiers, 150–157, 250
- Common logarithm, 145
- Common-mode gain, 256
- Common-mode rejection, 259
- Common-mode rejection ratio (CMRR), 253–254
- Common-mode signals, 251
- Common-source amplifiers, 191
- Communications, 369–398  
 frequency modulation and single sideband, 381–387  
 modulation and demodulation, 369–374  
 simple receivers, 376–377  
 superheterodyne receivers, 378–380  
 troubleshooting, 394–398  
 with wireless data, 388–393
- Commutation, 448
- Comparator ICs, 290–291
- Comparators  
 function of, 7  
 operational amplifiers as, 283, 286, 290–292
- Complementary metal oxide semiconductors (CMOS), 261
- Complementary symmetry amplifiers, 232
- Complex programmable logic devices (CPLDs), 327
- Component-level troubleshooting, 7
- Compound semiconductors, 29
- Compounds, 22
- Computer circuits, 4
- Conductance, 193
- Conduction angle, 220
- Conduction angle control, 448
- Conductors, 20–22
- Constant-power curve, 115
- Constant-voltage systems, 181
- Continuous conduction mode, 505
- Continuous signal, 516
- Continuous wave (CW), 370
- Control grid, 569
- Controllers, 7; *see also* Electronic control circuits
- Conventional current limiting, 488
- Converters, 500  
 boost, 465  
 flash, 426–427  
 function of, 7
- Convolution, 521
- Convolved signals, 521
- Copper, 20–22
- Core process, 409
- Core saturation, 243, 477
- Counterelectromotive force (CEMF), 49, 135, 458
- Counters, 4
- Coupling, 177–182
- Coupling capacitors, 87  
 and common-emitter amplifier, 151  
 defined, 12
- Covalent bonding, 24
- CPLDs (complex programmable logic devices), 327
- Critical conduction mode, 505
- Critical damping, 460
- Crossover distortion, 230–231
- Crowbar protection, 491
- Crystal  
 diagram of, 24  
 in photovoltaic energy, 59  
 radio receivers, 22
- Crystal circuits, 347–349
- Current analysis, 309
- Current-boost circuit, 485
- Current carrier, 21
- Current gain, 105
- Current limiting, 487–490  
 conventional, 488  
 foldback, 488–489
- Current source, 257
- Curve tracer, 115, 120
- Cutoff, 155, 156
- CW (continuous wave), 370
- D**
- D/A (digital-to-analog) converters, 5
- Damped sine wave, 237
- Damping, 72  
 critical, 460  
 under-/over-, 460
- Darlington circuit, 179–180
- Darlington switch, 499
- Darlington transistors, 124
- Data  
 transistor, 118–120  
 wireless, 388–393
- Data manuals, 118
- dB (decibel), 145–146
- dB (decibel) voltage gain, 146–147
- dBA scale, 148, 149
- dBm scale, 149
- dc (direct current)  
 for amplification, 105  
 circuits, 9–14  
 pure vs. pulsating, 72  
 in rectification, 68–70
- dc analysis, 161
- dc blocking capacitors, 151; *see also* Coupling capacitors
- dc current gain, 115
- dc feedback, 199
- dc motors, 137
- dc restorer, 48
- DDS; *see* Direct digital synthesis
- Dead band, 230
- Decade gains, 267
- Decibel (dB), 145–149
- Decibel (dB) voltage gain, 146–147
- Decimation, 543
- Defective parts, 118
- Demodulation, 369–374
- Depletion mode, 127
- Depletion region, 36
- Derated devices, 91
- Designing with biquads, 536
- Detection (demodulation), 372
- Detectors, 7
- DFTs (discrete Fourier transforms), 526
- Diacs, 455
- Difference frequencies, 373, 378
- Differential amplifier analysis, 254–258
- Differential amplifiers, 250–259
- Differential output, 251
- Differentiation, 415
- Differentiators, 286–287, 461
- Digital circuits, 4–6
- Digital communication systems, 375
- Digital electronic device, 4
- Digital multimeters (DMMs), 43–45, 84–85, 124, 316
- Digital signal processing (DSP), 3–6, 461, 515–556  
 applications of, 539–547  
 and filter design, 528–538  
 and Fourier theory, 524–528  
 limitations of, 548–550  
 with moving-average filters, 520–523  
 troubleshooting, 550–556
- Digital-to-analog conversion, 428–430
- Diodes, 35–61  
 characteristic curves of, 39–42  
 four-layer, 446  
 lead identification, 42–45  
 photovoltaic energy sources, 57–61  
 PN-junction, 35–38  
 silicon used for making, 23  
 types and applications, 46–57  
 zener, 41, 47, 89, 478

- DIP (dual-in-line package), 406
  - Direct coupling, 178, 179
  - Direct current; *see* dc
  - Direct digital synthesis (DDS), 359–363
    - overview, 359–361
    - troubleshooting, 361–363
  - Directional coupler, 393
  - Discontinuities, 525
  - Discrete circuits, 404
  - Discrete Fourier transforms (DFTs), 526
  - Discrete signals, 516
  - Discriminator circuits, 383
  - Distortion, 154, 202
    - slew rate, 262
    - troubleshooting, 316–319
  - Distortion analysis, 318–319
  - Distributed capacitance, 172
  - Dividers, 4, 7
  - DMMs; *see* Digital multimeters
  - DMOS (double-diffused MOS) device, 131
  - Dopants, 22
  - Doping, 26
  - Double-sideband suppressed carrier (DSBSC) signal, 385
  - Down count mode, 422
  - Driver transformers, 226, 227
  - Driver transistors, 491
  - DSP; *see* Digital signal processing
  - Dual-in-line package (DIP), 406
  - Dual supplies, 250
  - Dummy load, 311
  - Duty cycle D, 416
  - Duty cycles, 417, 497
  - Dynamic test, 120
- E**
- ECAP (Electronic Circuit Analysis Program), 170
  - Efficiency, 218–219
    - control-circuit, 444
    - for large-signal amplifiers, 229–230
    - power output vs., 241
  - Electrical check, 302
  - Electrolytic capacitor, 93
  - Electromagnetic interference (EMI), 241, 501
  - Electromotive force (a voltage), 21
  - Electron current, 111
  - Electronic Circuit Analysis Program (ECAP), 170
  - Electronic control circuits, 443–469
    - and energy management, 464–467
    - feedback in, 457–463
    - full-wave devices, 451–456
    - silicon-controlled rectifier, 445–451
    - troubleshooting, 468–469
  - Electronic switches, 445
  - Electronics, 1–17
    - analog circuits, 4–9
    - circuits with dc and ac, 9–14
    - digital circuits, 4–6
    - history of, 1–3
    - trends in, 14–17
  - Electrons
    - defined, 20
    - missing, 27–28
    - valence, 21
  - Electrostatic deflection, 570
  - Electrostatic discharge (ESD), 302–305
  - Electrostatic discharge (ESD) latent defect, 303
  - Embedded systems, 550
  - EMI (electromagnetic interference), 241, 501
  - Emitter bypass capacitors, 162
  - Emitter follower, 165, 312
  - Emitters, 107
  - Emulators, 552
  - Energy management, 464–467
  - Enhancement mode, 128, 196
  - ENIAC, 2
  - Epitaxial process, 409
  - Equivalent series resistance (ESR), 301
  - ESR meters, 93, 94
  - Eutectic alloys (eutectic solders), 564
  - Exact replacement, 95, 118
  - Excess ac ripple, 316
  - Excessive ripple voltage, 92
  - Exponential decay, 535
  - External frequency compensation, 272
- F**
- Failure rates, 322–323
  - Fast Fourier transforms (FFTs), 526
  - $f_s$  (gain), 267
  - FDM (frequency division multiplexing), 388–389
  - Federal Communications Commission (FCC), 372
  - Feedback
    - in control circuitry, 457–463
    - negative, 195, 198–205
    - with oscillators, 334–335
    - positive, 210–212
    - unwanted, 356
    - in voltage regulation, 481
  - Feedback ratio, 198, 344
  - Ferroresonant transformer, 476–477
  - FET amplifiers; *see* Field-effect transistor amplifiers
  - FFTs (fast Fourier transforms), 526
  - FHSS (frequency-hopping spread spectrum), 390
  - Fiber-optic cables, 52
  - Field-effect transistor (FET) amplifiers, 191–197, 261, 392
  - Fillets, 567
  - Filters, 77–81
    - function of, 7
    - reconstruction, 517, 518
  - Finite impulse response (FIR), 531, 535–537
  - Firmware, 550
  - 555 timer, 414–418
  - Fixed bias, 195
  - Fixed-point processors, 549
  - Flash converters, 426–427
  - Flex 5000 software defined radio, 545
  - Floating circuit points, 553
  - Floating measurements, 83
  - Floating-point processors, 549
  - Fluke OptiView network analyzer, 397–398
  - Flux, soldering, 564–565, 567–568
  - Flyback, 505–507
  - FM; *see* Frequency modulation
  - FM detectors, 422
  - Foldback current limiting, 488–489
  - Forced commutation, 448
  - Forward bias, 37
    - with class AB power amplifiers, 231
    - with collector-base junction, 108
    - in rectification, 68
    - of zener diode, 48
  - Forward breakover voltage, 446
  - Forward transfer admittance ( $Y_f$ ), 193
  - Four-layer diode, 446
  - Fourier, Joseph, 515
  - Fourier analysis, 189
  - Fourier series, 524, 527
  - Fourier transforms, 525–527
  - $f_r$  (resonant frequency), 337, 338
  - Free-running flip-flop, 352
  - Free-running (astable) model, 416
  - Freewheeling diodes, 41, 244
  - Frequency(-ies)
    - amplitude vs., 371
    - external frequency compensation, 272
    - negative, 529–530
    - sampling, 526
    - sum vs. difference, 373
  - Frequency clamp, 507
  - Frequency compensation, 355
  - Frequency division multiplexing (FDM), 388–389
  - Frequency domain, 371, 524
  - Frequency effects (in operational amplifiers), 269–272
  - Frequency-hopping spread spectrum (FHSS), 390
  - Frequency modulation (FM), 357, 378, 381–387
  - Frequency multiplier, 190, 238
  - Frequency response, 205–209
  - Frequency synthesizers, 349, 422
  - Full-wave control, 449
  - Full-wave devices, 451–456
  - Full-wave pulsating direct current, 69
  - Full-wave rectification, 67–69
  - Full-wave rectifiers, 69
  - Fundamental, 524
  - Fuses, blown, 300–301, 491
- G**
- Gain, 105, 107; *see also* Voltage gain
    - defined, 143
    - measurement of, 143–150
    - with operational amplifiers, 259, 263–269
    - with oscillators, 335
    - and servomechanism, 460
    - testing, 122
    - troubleshooting for loss of, 313–315
  - Gain-bandwidth product, 115, 269
  - Gallium arsenide (GaAs), 22, 50, 131
  - GASFETs (gallium arsenide field-effect transistors), 30
  - Gate current, 127
  - Gate pulse, 447
  - Gate switch, 446
  - Gate turnoff devices (GTOs), 456

Generators, 571  
Geothermal energy, 572  
Germanium, 25  
  diodes, 38, 40–41, 45  
  silicon germanium, 30  
  transistors, 117, 124  
Gibbs phenomenon, 525, 532  
GOAL (Good: Observe, Analyze, Limit)  
  troubleshooting, 92, 298, 358  
Gold, 22  
GPS system, 375  
Graphs, 39  
Grid-tie systems, 465  
Ground loops, 83, 503  
GTOs (gate turnoff devices), 456

## H

Half-wave circuit, 447  
Half-wave pulsating direct current, 69  
Half-wave rectifiers, 69  
Half-wave voltage doubler, 85–86  
Hard saturation, 134  
Harmonics, 189–190, 349  
Hartley oscillators, 344  
Hazardous substances, 568  
Heat rate recognition, 567  
Heat-sensitive devices, 25  
Heterodyning, 378, 383  
 $h_{fe}$  (current gain), 115  
Hiccup mode, 507  
High-intensity LEDs, 51  
High output voltage, 92  
High Q, 348  
High-reliability soldering, 563  
Hilbert transform, 542  
Hold capacitor, 426  
Holding current, 446  
Hole current, 111  
Hole injection, 131  
Holes (missing electrons), 27–28  
Hopping carriers, 390  
Hot-carrier diode, 46  
House numbers, 99  
Hum, 316, 317  
Human body, 197  
Hybrid electronics, 290  
Hydroelectricity, 571  
Hysteresis, 211  
  defined, 288  
  with Schmitt trigger, 288–289

## I

IBM, 170, 555  
IC power amplifiers, 234  
IC voltage regulators, 484  
ICs; *see* Integrated circuits  
IDFTs (inverse discrete Fourier transforms),  
  526, 528  
IEEE (Institute of Electrical and Electronics  
  Engineers), 388  
IGBTs (insulated gate bipolar transistors),  
  131, 465  
IIR filters, 534–538  
Image interference, 379  
Image rejection, 379  
Impedance matching, 164, 180  
Impedance ratio, 180

Impulse response, 531  
In-circuit testing, 125  
In-phase amplifier, 335  
In-phase component, 542  
Incandescent lighting, 467  
Infrared-emitting diode (IRED), 50, 51  
Input impedance, 163, 166, 183, 259, 267  
Input signals, 105  
Instability (with operational amplifiers), 271  
Institute of Electrical and Electronics  
  Engineers (IEEE), 388  
Insulated gate bipolar transistors (IGBTs),  
  131, 465  
Insulation, 36  
Insulator(s)  
  and conductors, 20–22  
  silicon dioxide as, 24  
Integrated circuits (ICs), 404–437  
  analog, 419–421  
  and analog-to-digital conversion, 425–428  
  defined, 3  
  and digital-to-analog conversion, 428–430  
  fabrication of, 407–413  
  invention of, 3  
  as key component of equipment, 25  
  materials needed for, 30  
  mixed-signal, 6, 421–433  
  NE555 IC timer, 414–418  
  in operational amplifiers, 260  
  power applications of, 234  
  reliability of, 323, 405  
  silicon used for making, 23  
  surface-mounted technology, 15  
  switch-mode amplifiers as, 242–243  
  switched capacitor circuits, 430–433  
  troubleshooting, 434–437  
  yield of, 14  
Integrator circuits, 283  
Intel Corporation, 3  
Interelectrode capacitance, 270  
Interference, 395  
Intermediate frequency, 378  
Intermittents, troubleshooting, 320–322  
Internally compensated operational  
  amplifiers, 271  
Internet, 312  
Interrupt input, 555  
Intersymbol interference (ISI), 397  
Intrinsic silicon, 24  
Intrinsic standoff ratio, 351  
Inverse discrete Fourier transforms (IDFTs),  
  526, 528  
Inverting amplifiers, 265  
Inverting configuration, 499–500  
Inverting input, 260  
Ionic bonds, 24  
Ionization potential, 36  
IRED (infrared-emitting diode), 50, 51  
ISI (intersymbol interference), 397  
Isolation amplifiers, 165  
Isolation diffusion, 411  
Isolation transformer, 83  
Iteration, 169

## J

JEDEC devices, 96–98  
JETEC (Joint Electron Tube Engineering  
  Council), 96

JIS (Japanese Industrial Standard) devices,  
  96, 99  
Joules, 30  
Junction field-effect transistor (JFET),  
  127, 196

## K

Key, 388  
Kilby, Jack, 3

## L

L network, 240  
Lag and lead, 355  
Lag circuits, 460–461  
LAN (local area networks), 388  
Laplace, Pierre-Simon, 515  
Large-signal amplifiers, 218–244  
  amplifier classes, 218–221  
  Class A power amplifiers, 220–226  
  Class AB power amplifiers, 221, 231–236  
  Class B power amplifiers, 220, 221,  
  226–231  
  Class C power amplifiers, 221, 236–240  
  switch-mode amplifiers, 241–244  
Laser LEDs, 51  
Latch-up, 323  
Latches, 446, 498–499  
LC circuits, 344–346  
LDRs (light-dependent resistors), 286  
Lead, 563  
Lead circuits, 461  
Lead dress, 508  
Lead identification, 42–45  
Lead-lag network, 337  
Leakage current, 38, 123, 124  
Learning curve, 14  
LED (light-emitting diode), 50–52  
LED lighting, 467  
Light, 31  
Light-dependent resistors (LDRs), 286  
Light-emitting diode (LED), 50–52  
Light integrator circuits, 285  
Light-sensitive transistors, 126  
Limit cycles, 554–555  
Limiters, 47, 382  
Line regulation, 475, 477  
Line transients, 492  
Linear circuits, 4  
Linear gain, 145  
Linear regulators, 495  
Load line, 155  
Load regulation, 478  
Loading effects, 358  
Logarithmic gain, 145  
Low-noise amplifiers, 155  
Low output voltage, 92, 94–95  
Low-pass filters, 274  
Low resistance, 21  
Lower sideband (LSB), 371  
LSB (lower sideband), 371

## M

Magnetic deflection, 570  
Majority carriers (semiconductors), 28–29  
Master/slave, 485  
Maxim MAX600 switched capacitor device,  
  430



- Maxim MAX1044 switched capacitor device, 430
  - Maximum power point tracking (MPPT), 60–61, 464–465
  - Maximum power points (MPPs), 464
  - Memory, nonvolatile, 551
  - Metal oxide varistors (MOVs), 492–493
  - Micrometers, 428
  - Microminiaturization, 14
  - Microprocessors, 3
  - Microwave devices, 22
  - Miller effect, 270
  - Minority carriers (semiconductors), 28–29, 38, 129
  - Missing electrons, 27–28
  - Mixed-signal integrated circuits, 6, 421–433
  - Mixers, 7, 273
  - Mixing (superheterodyne receivers), 378
  - Models, 169–172
  - Modulation, 369–374
  - Monostable mode (555 timer), 415
  - MOSFET (metal oxide semi-conductor field-effect transistor), 127–128, 130, 135, 196, 242
  - Motor CEMF, 458
  - Motor-torque controls, 459
  - Motorboating, 318
  - Moving-average filters, 520–523
  - MOVs (metal oxide varistors), 492–493
  - MPPs (maximum power points), 464
  - MPPT (maximum power point tracking), 60–61, 464–465
  - Multipath problem, 388
  - Multiple lag network, 271
  - Multipliers, 7
  - Multirate systems, 539
- N**
- N-channel JFET, 127
  - N-type semiconductor material, 26, 35
  - N-type semiconductors, 26; *see also* PN-junction diodes
  - National Electrical Manufacturers Association (NEMA), 96
  - National Institute of Standards and Technology (NIST), 342
  - NE555 IC timer, 414–418
  - Negative alternation (ac input), 69
  - Negative clamp, 49
  - Negative-edge triggering, 415
  - Negative feedback
    - and bandwidth, 268
    - with field-effect transistor amplifiers, 195
    - with oscillators, 355
    - with small-signal amplifiers, 198–205
  - Negative frequencies, 529–530
  - Negative ion, 36
  - Negative regulator, 479
  - Negative resistance, 132
  - Negative-resistance devices, 350
  - NEMA (National Electrical Manufacturers Association), 96
  - Neutralization, 356
  - Neutrons, 20
  - NIST (National Institute of Standards and Technology), 342
  - “No input” problems, 306–309
  - No-load condition, 88
  - No-output voltage, 92
  - Noise, 155, 241, 316–319, 501, 553
  - Noise figure, 120
  - Noise reduction, 202
  - Noninverting amplifiers, 264
  - Noninverting input, 260
  - Nonlinear devices, 373
  - Nonlinear phase response, 530
  - Nonsinusoidal waveform, 87
  - Nonvolatile memory, 551
  - Noyce, Robert, 3
  - NPN transistors, 107, 108, 111, 115
    - checking for gain, 122
    - polarity of, 167, 168
    - in silicon-controlled rectifier, 445–446
  - Nucleus (of atom), 20, 23
- O**
- Offset null, 260
  - Ohmmeters, 43–44, 121–125
  - One-shot mode (555 timer), 415
  - ONKYO, 436
  - Op-amp integrators, 283
  - Open-loop gain, 198, 263
  - Open-loop voltage regulation, 475–480
  - Operational amplifiers (op amps), 250–291
    - applications of, 273–289
    - characteristics of, 259, 260–261
    - as comparators, 283, 286, 290–292
    - and differential amplifiers, 250–259
    - fabrication of, 260
    - frequency effects in, 269–272
    - gain with, 259, 263–269
    - sections of, 259
    - troubleshooting, 322–324
  - Optocoupler, 52
  - Optoisolators, 52, 126–127
  - Organic semiconductor, 30
  - Orthogonal FDM (frequency division multiplexing), 388–389
  - Oscillators, 334–363
    - and amplifiers, 318
    - characteristics of, 334–336
    - crystal circuits, 347–349
    - direct digital synthesis, 359–363
    - function of, 7
    - LC circuits, 344–346
    - RC circuits, 337–343
    - relaxation, 350–354
    - signal from, 378
    - troubleshooting, 358–359
    - undesired, 355–357
  - Oscilloscopes, 85, 553–554, 570
    - dual-trace, 179
    - function of, 8
  - Output
    - adjustable, 484
    - power, 241
    - troubleshooting lack of, 306–309
    - troubleshooting reduced, 311–315
  - Output impedance, 165, 180, 259
  - Output jacks, 87
  - Output pulse width, 415–416
  - Overcurrent circuits, 491
  - Overdamping, 460
  - Overheating problems, 302
  - Overlay-type transistor, 120
  - Overtone crystal, 349
  - Overtone oscillators, 349
  - Overvoltage protection, 491
  - Oxygen, 24
- P**
- P-channel JFET, 127
  - P-type semiconductor material, 27, 35
  - P-type semiconductors, 27–28; *see also* PN-junction diodes
  - Panel tracking, 465
  - Parallel equivalent, 185
  - Parallel resonant point, 347
  - Parameter sweep, 170, 171
  - Part numbers, 96–100
  - Parts catalog, 119
  - Passivation, 409
  - Passive filters, 274
  - Passive tags (RFID), 391
  - Percentage of ripple, 87
  - Periodic functions, 524
  - Phase compensation, 460
  - Phase control, 448
  - Phase detector, 422
  - Phase inversion, 154
  - Phase-locked loop detector, 385
  - Phase-locked loop (PLL) frequency synthesizer, 359
  - Phase-locked loops (PLLs), 422
  - Phase-shift oscillators, 339
  - Phase wrapping, 530
  - Photodiode, 51
  - Photomask, 408
  - Photonics, 29
  - Photoresist, 408
  - Phototransistors, 126
  - Photovoltaic (PV) energy sources, 57–61, 572
  - Photovoltaic (PV) systems, 464–465
  - Piezoelectric material, 347
  - PIN diodes, 55
  - Plastic packaging, 253
  - PLL (phase-locked loop) frequency synthesizer, 359
  - PLLs (phase-locked loops), 422
  - PN-junction diodes, 35–38
  - PN junctions, 121
  - PNP transistors, 108, 111–112, 115–116
    - checking for gain, 122
    - polarity of, 167
    - in silicon-controlled rectifier, 445
  - Polarity, 42, 81, 167, 178
  - Portable electronic devices, 73
  - Position control, 459
  - Positive alternation (ac input), 69
  - Positive charge, 27
  - Positive feedback
    - with operational amplifiers, 271, 287
    - with oscillators, 334
    - with small-signal amplifiers, 210–212
  - Positive ion, 36
  - Positive temperature coefficient, 21
  - Postproduction troubleshooting, 325
  - Power amplifiers, 106
  - Power bandwidth, 262, 269
  - Power derating, 91
  - Power gain, 105, 145
  - Power output, 241

Power supplies, 66–100; *see also* Regulated power supplies  
bipolar, 480  
converting rms values to average values, 72–76  
filters, 77–81  
power-supply system, 66–67  
rectification, 67–72  
replacement parts, 95–100  
ripple and regulation, 87–88, 90  
troubleshooting, 92–93, 92–95  
voltage multipliers, 82–86  
zener regulators, 89–91

Power-supply problems, 302

Power supply rejection ratio (PSRR), 243

Preliminary checks, 298–305

Preproduction troubleshooting, 325

Printed circuits, 21

Pro Electron devices, 96, 98–99

Product detector, 386

Production troubleshooting, 325

Programmable divider, 424

Programmable unijunction transistor (PUT), 351–352

Protons, 20

PSRR (power supply rejection ratio), 243

Pulsating direct current, 72, 77

Pulse stretcher, 415–416

Pulse waveform, 351

Pulse-width detector, 385

Pulse-width modulation (PWM), 135, 137, 241, 242, 462, 497

Pure alternating current, 10

Pure direct current, 10, 72

Push-pull power amplifiers, 226–228

PUT (programmable unijunction transistor), 351–352

PUTs (programmable unijunction transistors), 133

PV (photovoltaic) energy sources, 57–61

PV (photovoltaic) systems, 464–465

PWM; *see* Pulse-width modulation

## Q

Q (quiescent) point, 187

Quadrature component, 542

Quadrature detector, 385

Quantization, 516, 548

Quartz crystal, 347

Quasi-complementary symmetry amplifiers, 233

Quiescent (Q) point, 187

## R

Radio frequencies (RFs)

modeling with, 172

use of cascode amplifiers with, 208

Radio-frequency amplifiers, 181

Radio-frequency chokes (RFCs), 13, 56

Radio-frequency interference (RFI), 455–456, 551

Radio technology, 1–2

Radio telegraphy, 370

Radio waves, 369

Rail voltages, 267

Ratio detector, 384

RC (resistor-capacitor) circuit, 9

RC circuits, 337–343

RC decoupling network, 314

RC lag networks, 269, 270, 275

RC snubber networks, 454

RC time constant, 352

Read-only memory (ROM), 550

Read-write tags (RFID), 391

Readable tags (RFID), 391

Receivers, 377

Recombination, 448

Reconstruction filters, 517, 518

Rectangular waves, 4, 353

Rectangular window, 532

Rectification, 67–72

Rectifier circuit, 45

Rectifier diodes, 46, 96

Rectifiers

function of, 7

Schottky, 502, 508

Recursive filters, 534–535

Reference signal, 423

Reference voltage, 482

Regeneration, 244

Regenerative braking, 244

Regulated power supplies, 475–508

closed-loop voltage regulation, 480–486

current and voltage limiting, 487–493

open-loop voltage regulation, 475–480

switch-mode regulators, 495–502

troubleshooting, 502–508

Regulation, 87–88

closed-loop, 480–486

line, 475, 477

linear, 495

load, 478

open-loop, 475–480

Regulators

amplified zener, 479

function of, 7

linear, 495

negative, 479

switch-mode, 495–502

zener, 89–91

Relaxation oscillators, 350–354

Renewable energy, 57, 571–572

Replacement parts, 95–100

Reset signal, 554

Resistance

low, 21

negative, 132

Resistance analysis, 309

Resistive loads, 468

Resistors

base bias, 150

bleeder, 88

collector load, 150

swamping, 491

Resolution, 428

Resonant frequency ( $F_r$ ), 337, 338

Resonating (class C amplifiers), 237

Resonating capacitor, 476

Reverse bias, 38, 46

with collector-base junction, 108

with field-effect transistor amplifiers, 192

Reverse breakdown point, 41

Reverse polarity, 38

Rewearable sources, 17

RFCs (radio-frequency chokes), 13, 56

RFI; *see* Radio-frequency interference

RFID (radio-frequency identification), 391–392

RFs; *see* Radio frequencies

Rheostat, 443–444

Ripple, 77, 87–88, 90

rms (root-mean-square) values, 72–76

ROM (read-only memory), 550

## S

$s$  domain, 536

$s$  variables, 536

Sample and hold, 426

Samples, 517

Sampling, 425

Sampling frequency, 526

Saturation, 134, 155, 156, 158

amplifier, 267

core, 243

Saturation voltage, 226

Sawtooth wave, 350

Scan chain, 325

Schematic diagrams, 7, 312

Schematic symbol, 42

Schmitt trigger, 287–289

Schottky diodes, 45, 46

Schottky rectifiers, 502, 508

SCRs (silicon-controlled rectifiers), 445–451

SDRs (software defined radios), 545

Secondary breakdown, 129

Selectivity, 181, 376

Semiconducting function, 36

Semiconductors, 23–31

band gaps, 30–31

conductors vs., 20

history of, 1

majority and minority carriers, 28–29

materials for, 22, 30

N-type, 26

overview, 23–25

P-type, 27–28

Semilog graph, 206

Sensitivity, 376, 395

Series pass transistor, 479

Series protection diode, 38

Series resonance, of crystal, 347

Service literature, 300

Servomechanisms, 458

Servos, 458

Seven-segment display, 51

70.7-v systems, 181

Shannon, Claude, 3

Shannon's sampling theorem, 526

Shielded cable, 317

Shielding, 356

Shock hazard, 83

Shorting rods, 88

Shunt protection diode, 38

Sidebands, 371

Siemens, 193

Signal bias, 239

Signal chain, 306

- Signal conditioning, 288
  - Signal ground, 182
  - Signal injection, 125, 306
  - Signal load line, 187, 188
  - Signal power, 223
  - Signal sources, 163–164
  - Signal tracing, 307
  - Signal voltage, 291
  - Signals, 7
  - Silicon
    - crystal structure, 24
    - diodes, 40–42
    - germanium vs., 25
    - overview, 23
    - transistors, 117
  - Silicon-controlled rectifiers (SCRs), 445–451
  - Silicon dioxide, 24
  - Silicon germanium (SiGe), 30
  - Silicon on insulator (SOI), 30
  - Silver, 22
  - Simple receivers, 376–377
  - Simulation, 169–172
  - Simulation Program with Integrated Circuit Emphasis (SPICE), 170
  - Sine-wave converters, 501
  - Single-ended output, 251, 259
  - Single sideband (SSB), 381–387
  - Single-subscription notation, 158
  - Single supply circuits, 289
  - Skin effect, 172
  - Slave/master, 485
  - Slew rate, 262
  - Small-signal amplifiers, 106, 143–172, 177–212
    - common-emitter amplifiers, 150–157
    - configurations of, 163–168
    - coupling, 177–182
    - field-effect transistor amplifiers, 191–197
    - frequency response with, 205–209
    - measuring gain of, 143–150
    - models for, 169–172
    - negative feedback with, 198–205
    - positive feedback with, 210–212
    - stabilizing of, 158–163
    - voltage gain with, 183–190
  - Small-signal bandwidth, 269
  - Smart Tweezers R-C-L meter, 301
  - SMT (surface-mounted technology), 11, 14–16
  - Snubber networks, 454
  - Soft saturation, 134
  - Software, adaptive, 546
  - Software defined radios (SDRs), 545
  - SOI (silicon on insulator), 30
  - Solar cells, 31, 58–59
  - Solar energy, 572
  - Solder, 563–564
  - Soldering, 563–568
  - Soldering irons, 565, 567
  - Solid state, 3
  - Solid-state relays (SSRs), 452–453
  - Solid-state switch, 133
  - Sony CXA3176N integrated circuit, 419
  - Source bias, 194
  - Special components, 508
  - Spectrum analyzer, 371, 397–398, 526
  - SPICE (Simulation Program with Integrated Circuit Emphasis), 170
  - Spread spectrum, 388, 390
  - Square waveform, 353, 416
  - SSB (single sideband), 381–387
  - SSRs (solid-state relays), 452–453
  - Stability, 336
  - Stabilizing, small-signal amplifiers, 158–163
  - Static conditions, 152
  - Static discharge, 303
  - Static switch, 452
  - Step-down switching regulators, 496
  - Step-up configuration, 499
  - Stepper motors, 135, 136
  - Stiffness (of servomechanism), 460
  - Strained silicon, 30
  - Strobe input, 283
  - Strobe interval, 291
  - Subscripts, binary, 427
  - Substitution grade, 96
  - Substitution guides, 96, 118, 119
  - Substrate, 3
  - Subtracting amplifiers, 273
  - Sum frequencies, 373, 378
  - Summing amplifiers, 273
  - Sunlight, 56
  - Superheterodyne receivers, 378–380, 383
  - Superposition theorem, 12, 188
  - Supply voltages, 314
  - Surface-mounted technology (SMT), 11, 14–16
  - Surge limiters, 86
  - Swamping resistors, 491
  - Switch(es), 444
    - analog, 137–138
    - Darlington, 499
    - electronic, 445
    - function of, 7
    - gate, 446
    - solid-state, 133
    - static, 452
    - transistors as, 133–138
  - Switch control, 444
  - Switch-mode amplifiers, 241–244
  - Switch-mode regulators, 495–502
  - Switched capacitor circuits, 430–433
  - Switching times, 290–291
  - Switching transistors, 495
  - Switchmode supplies, 79
  - Symmetry of coefficients, 530
  - Symptoms (troubleshooting), 92
  - System view (troubleshooting), 298–299
- T**
- Tachometers, 458
  - Tank circuits, 236, 237, 344, 371, 501
  - Tapped cap, 345
  - Tapped inductor, 344
  - Telecommunications, 16
  - Telephone switching, 4
  - Television broadcast band, 378
  - Temperature compensation, 234
  - Temperature response, 25
  - Temperature sensitivity, 178
  - Ten percent rule, 299
  - Test pod, 552
  - Testing
    - automated, 325–329
    - transistors, 120–125
  - Tetrode, 569
  - Texas Instruments, 3, 243
  - Texas Instruments TLC04/MF4A-50 mixed-signal IC, 432
  - Thermal carriers, 24, 25
  - Thermal intermittents, 320
  - Thermal linkage, 566
  - Thermal runaway, 129, 491
  - Thermionic devices, 569–570. *See also* Vacuum tubes
  - Thermionic emission, 569
  - Thermometer code, 428
  - Thomson, J. J., 1
  - Three-phase alternating current, 75–76
  - Threshold (555 timer), 414
  - Threshold points, 287–289
  - Thuraya digital communications processor, 555
  - Thyristors, 452, 454, 469
  - Tidal movements, energy from, 571
  - Time constant of the circuit, 77
  - Time-delay mode, 417
  - Time delays (time lags), 460
  - Time domain, 371, 524
  - Tin, 563
  - Tips, soldering, 565–567
  - Tone decoders, 422
  - Torque controls, 459
  - Tracking, 377, 485
    - maximum power point, 60–61, 464–465
    - panel, 465
  - Transcendental equation, 169
  - Transducers, 516
  - Transfer characteristic curves, 117
  - Transformer, ferroresonant, 476–477
  - Transformer-coupled amplifiers, 180
  - Transformer coupling, 224
  - Transients, 323, 492
  - Transistor dissipation, 115
  - Transistor junctions, 121
  - Transistors, 105–138
    - and amplification, 105–107
    - applications of, 110
    - characteristics curves, 113–117
    - data with, 118–120
    - driver, 491
    - function of, 107
    - hole current with, 111
    - series pass, 479
    - silicon used for making, 23
    - as switches, 133–138
    - switching, 495
    - testing, 120–125
    - types of, 107–110, 126–133
  - TRF (tuned radio-frequency) receivers, 377
  - Triac, 451–452
  - Triangle waves, 202
  - Triangular waveform, 318–319
  - Triangular window, 532
  - Trigger (555 timer), 414
  - Trigger point, 132

Triggering devices, 455  
 Trimmer capacitors, 349, 379  
 Triode, 569  
 Troubleshooting, 298–329  
   automated testing, 325–329  
   communications, 394–398  
   component-level, 7  
   defined, 92  
   digital signal processing, 550–556  
   direct digital synthesis, 361–363  
   for distortion and noise, 316–319  
   electronic control circuits, 468–469  
   integrated circuits, 434–437  
   intermittents, 320–322  
   for no output, 306–309  
   operational amplifiers, 322–324  
   oscillators, 358–359  
   power supplies, 92–95  
   preliminary checks, 298–305  
   for reduced output, 311–315  
   regulated power supplies, 502–508  
   steps in, 7–8  
 Tuned amplifier, 181  
 Tuned circuit, 376  
 Tuned radio-frequency (TRF) receivers, 377  
 Tuning diodes, 54  
 Turbines, 571  
 Turns ratio, 180  
 Twin-T network, 342

**U**

UHF (ultra-high-frequency) transistors, 119, 120  
 UJTs (unijunction transistors), 132–133, 350  
 Ultraviolet LEDs, 51  
 Underdamping, 460  
 Undesired oscillators, 355–357  
 Unidirectional devices, 451  
 Unijunction transistors (UJTs), 132–133, 350  
 Uninterruptible power supply (UPS), 477  
 Unwanted feedback, 356  
 Up count mode, 422  
 Upper sideband (USB), 371  
 UPS (uninterruptible power supply), 477

**V**

Vacuum tubes, 569–570  
   in audio equipment, 152  
   development of, 1  
   semiconductors vs., 2–3  
 Valence electrons, 21  
 Valence orbit (atoms), 20  
 Varactor, 53  
 Variable-frequency, 338  
 Variable-frequency oscillators (VFOs), 336  
 Varicap, 53  
 Varicap diode, 346  
 Varistors, 492–493  
 VCOs; *see* Voltage-controlled oscillators  
 Vertical metal oxide semiconductor (VMOS), 129–130  
 VFET (vertical field-effect transistor), 129, 130  
 VFOs (variable-frequency oscillators), 336  
 VHF (very-high-frequency) transistors, 120  
 Vibration, 321  
 Virtual ground, 266  
 Visual inspection, 300  
 VMOs (vertical metal oxide semiconductor), 129–130  
 Volt-ampere characteristic curve, 39–40  
 Volt-ohm-milliammeters (VOMs), 43  
 Voltage  
   avalanche, 41  
   breakdown, 40  
   rail, 267  
   reference, 482  
   signal, 291  
   troubleshooting, 92  
   verification of, 302  
 Voltage amplifiers, 106  
 Voltage analysis, 125, 308–309  
 Voltage control, 444  
 Voltage-controlled oscillators (VCOs), 336, 423–425, 501  
 Voltage-controlled transistors, 128  
 Voltage dividers, 183  
 Voltage follower, 264  
 Voltage gain, 105, 144  
   defined, 161

Voltage limiting, 487, 490–493  
 Voltage multipliers, 82–86  
 Voltage regulation, 47  
   closed-loop, 480–486  
   open-loop, 475–480  
 Voltage regulators, IC, 484  
 Voltage-to-frequency converters, 283  
 Voltmeters, 8  
 VOMs (volt-ohm-milliammeters), 43

**W**


“Wall transformer” power supplies, 73  
 Water, renewable energy from, 571  
 Wattage ratings, 230  
 Weighting (measurement), 148  
 WEP (Wired Equivalent Privacy) key, 396  
 Wetting, 564  
 Wien bridge oscillators, 338  
 WiFi (Wireless Fidelity), 388, 390–391  
 WiMAX, 390  
 Wind, renewable energy from, 571–572  
 Window (signal voltage), 291  
 Windowed sinc method, 532  
 Wiper contacts, 421  
 Wired Equivalent Privacy (WEP) key, 396  
 Wireless data, 388–393  
 Wireless telegraphy, 1  
 WLAN (wireless local area network), 388, 389, 395, 397–398  
 Writable tags (RFID), 391

**Y**

$Y_p$  (forward transfer admittance), 193

**Z**

$z$  domain, 536  
 Zener diodes, 41, 47, 89, 478  
 Zener regulators, 89–91  
 Zener shunt regulator, 89  
 Zero-crossing circuit, 453  
 Zero-crossing detectors, 283  
 Zero insertion, 540  
 Zero stuffing, 540  
 Zobel circuit, 242



John B. Lacson Foundation Maritime University-Molo, Inc.  
 (ILOILO MARITIME ACADEMY)  
 Iloilo City

Accession number .....

Class and Catalog number .

621.381  
 Sch81  
 2013  
 C-2

Keep Your Library Card In This Pocket